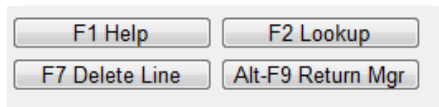


Using Returns Manager

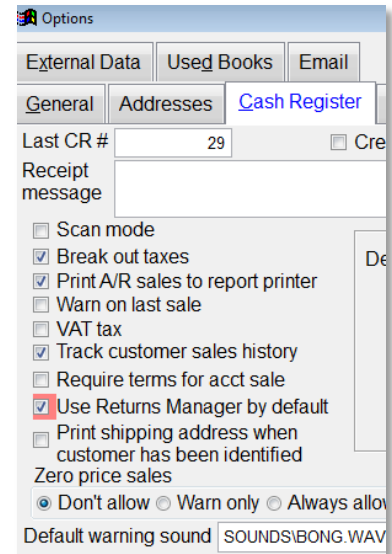
When using Element Payment Services (EPS) you are required to use the “Returns Manager” in Visual Anthology. Element requires that only sales processed through their system may be returned through their system. To accomplish this Anthology developed this “transaction based” system to meet the industries requirements.

Setting Returns Manager as the default

You may set this to the system default in the Tools | Options – Cash Register screen. Place a check mark in the “Use Returns Manager by default” option. This will cause it to display on the Cash Register screen on the bottom button bar (Alt-F9 Return Mgr).



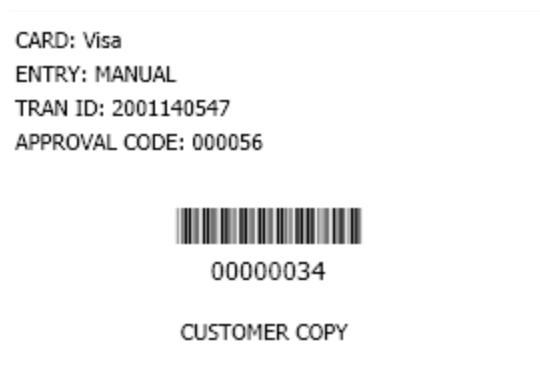
If you don't want it as the default you may select it when needed by press the Alt+F9 key combination while the Cash Register is open or clicking the button shown above.



Understanding the Return Manager screen

When the Returns Manager screen opens you have a few options for locating the correct transaction.

- If the customer has the receipt you can use the “Transaction Number” field – enter or scan the receipt number (00000034).
- You can select a date range use the “From” and “To” date fields and choose “Set”. This will display all the transaction during that time.
- You can set the ISBN/SKU field to “One” and enter the ISBN of the book.
- You can set the Customer Code to “One” and chose a customer code. This will list all the purchase by a single customer and choose “Set”. This option only works accurately if you ALWAYS put the customer information on the Cash Register sale.
- You can set the Customer Name to “One” and chose a customer last name and choose “Set””. As above this will list all the transactions for this customer. The option only works accurately if you ALWAYS put the customer information on the Cash Register sale.



Cash Register - Sale # 37

Customer: [] Terms: [] FBC total: 0 Trade Credit available: [] Discount: No discount

Organization: [] Notes: [] FBC bal: 0.00 Tax Profile: Resident

Author: Carroll, Lewis

Retail: 1.99 OnHand: 1

OnOrder: 0 CustBO: 0

Title / Desc: Alice in Wonderland

ISBN / SKU: 9780439291491

Qty: 1 UOM: []

Sale price: 1.99

Disc %: 0.000

Taxable:

Type	ISBN / SKU	Qty	Price	Tax	Disc %	Ext

Tax: 0.00 Total: 0.00

SubTotal: 0.00

F1 Help F2 Lookup F3 Take Tenders F4 Sell Gift Certifict F5 Take SPO F6 Charge Shipping
 F7 Delete Line Alt-F9 Return Mgr F9 Cancel Sale F10 Open Drawer F11 Suspend Sale F12 Resume Sale

- When I click enter the item is marked as a return and placed in the “tape” section of the Cash Register screen.

Type	ISBN / SKU	Qty	Price	Tax	Disc %
Return	9780439291491	1	1.99	✓	0.000
	Alice in Wonderland				

- If this completes the transaction
 - Choose Take Tenders
 - Select the type of card
 - Press Enter Line
 - Element is contacted and the return is completed.

Return Status

- Approval Status - Approved
- Transaction Status - Approved
- Approval Number - 000016
- Transaction ID - 2001140569
- Express Response Message - Approved
- Express Response Code - 0